

Plast Eurasia istanbul 2019

DECEMBER 4 - 7, 2019
POST SHOW REPORT



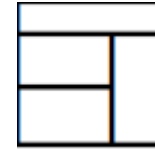


Plast Eurasia İstanbul 2019



Plast Eurasia İstanbul

29. International İstanbul Plastics Industry Fair



10 Halls



The Largest Plastics Industry Fair Held Every Year in Eurasia

Key Figures



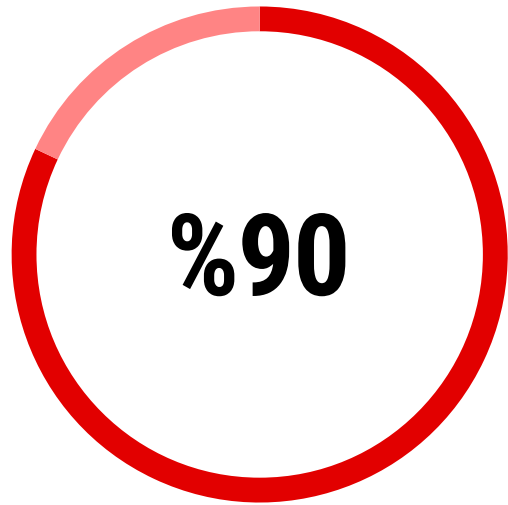
Exhibitors from 40
Countries

1.085 Companies &
Representatives

Visitors from 106 Countries

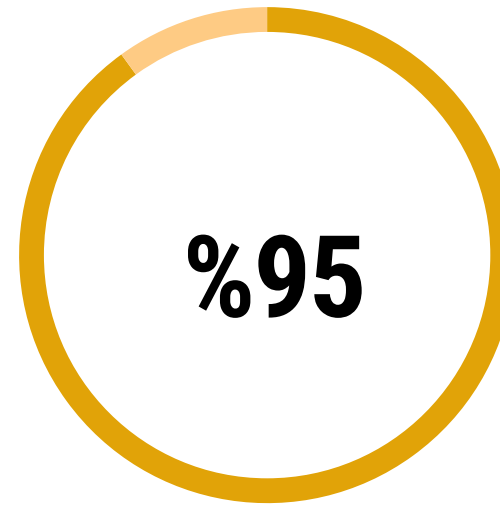
52.361 Professional Visitors in
Total

Exhibitor Feedback



Overall Satisfaction

90% of exhibitors are satisfied with the show.



Rebooking

95% of exhibitors are planning to attend next year.

Countries of Exhibitors & Representatives

A faint world map is visible in the background of the slide, showing the outlines of continents in a light green color against the darker green background.

- AUSTRIA
- BELGIUM
- BRAZIL
- BULGARIA
- CHINA
- CZECH REPUBLIC
- DENMARK
- FINLAND
- FRANCE
- GERMANY

- GREECE
- HOLLAND
- HONG KONG
- INDIA
- IRAN
- ISRAEL
- ITALY
- JAPAN
- MALAYSIA
- NEW ZEALAND

- PAKISTAN
- POLAND
- PORTUGAL
- ROMANIA
- RUSSIA
- SAUDI ARABIA
- SINGAPORE
- SLOVAKIA
- SOUTH KOREA
- SPAIN

- SWEDEN
- SWITZERLAND
- TAIWAN
- THAILAND
- TURKEY
- UAE
- UK
- USA
- UZBEKISTAN
- VIETNAM

Visitor Statistics

44.560

**Domestic
Visitors**

7.801

**International
Visitors**

52.361

**Total
Visitors**



Visitor Feedback



94%

Plan to visit the show next year again

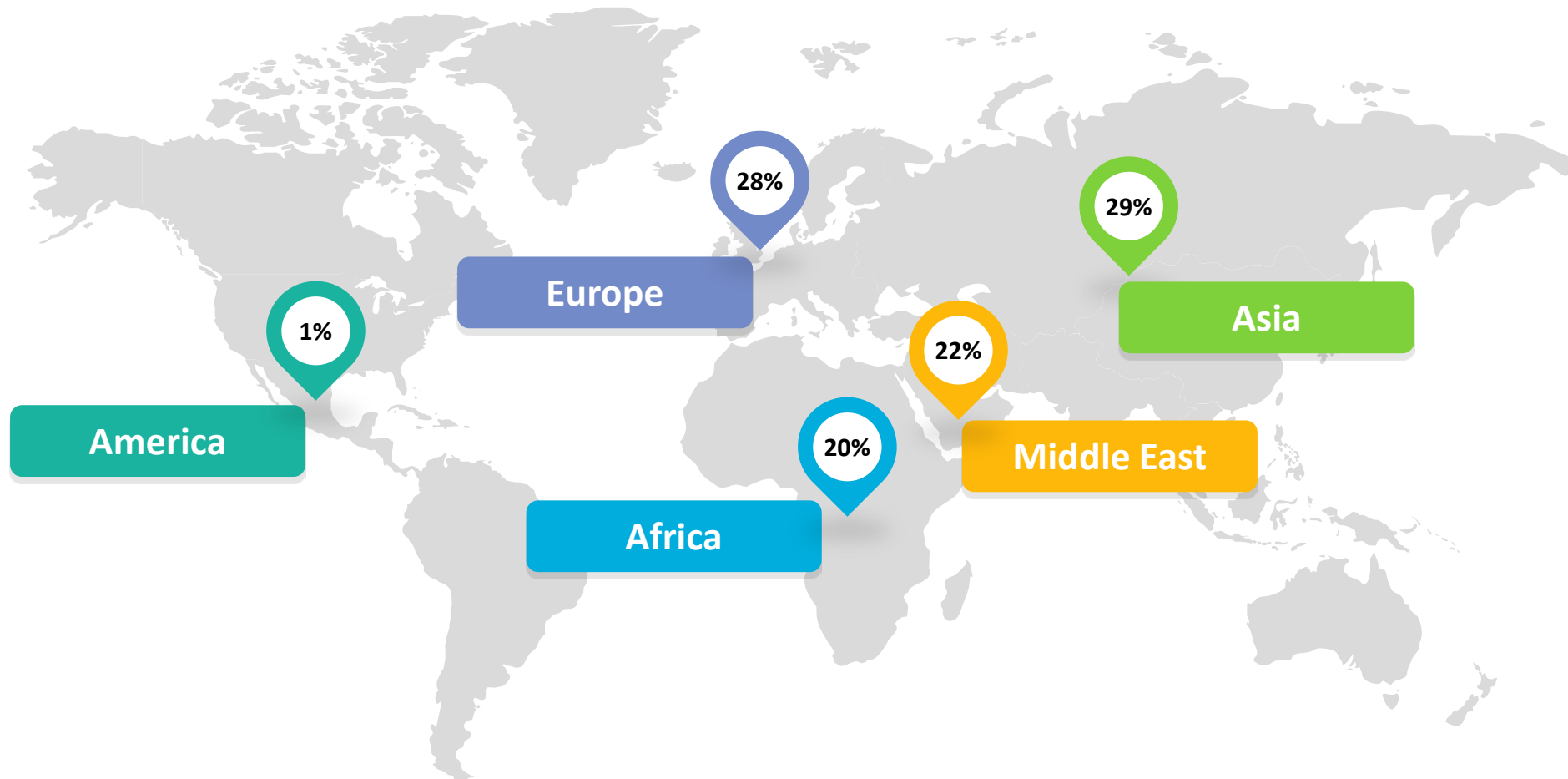
92%

Are satisfied with the show

89%

Recommend the fair

International Visitor Breakdown by Geographical Location



Top 20 Visiting Countries

- IRAN
- ALGERIA
- IRAQ
- BULGARIA
- RUSSIA
- TUNISIA
- JORDAN
- UKRAINE
- LIBYA
- MACEDONIA
- EGYPT
- KOSOVA
- SERBIA
- ROMANIA
- PALESTINE
- SAUDIA ARABIA
- AZERBAIJAN
- ISRAEL
- MOROCCO
- GERMANY

Visitor Breakdown by Industry



Plastics Industry
67%



Machinery Industry
28%



Packaging Industry
23%



Chemical & Raw
Material Industry
20%



Mould Industry
18%



Recycling Industry
17%



Rubber Industry
14%



Machinery Supply
Industry & Equipment
Manufacturers
12%

Visitor Breakdown by Industry



Automotive Industry
8%



Electric - Electronic Industry
5%



Construction Industry
5%



Metal Industry
3%



Home Appliances Industry
3%



Printing Industry
3%



Cable Industry
3%



Other
10%

Breakdown of Visitors by Activity Type

52%
Producer /
Manufacturer

20%
Exporter

18%
Importer

10%
Raw Materials Supplier

Visitor Breakdown by Position

28%

Decision Makers

Owners, Partners,
Founders

31%

Management

Managers, Directors, Coordinators

21%

Executives

General Managers, Vice
General Managers,
CEO/CFO/CMO/CTO's

15%

Specialists

Engineers, Specialists

5%

Diğer

Self Employers, Students,
Interns

HOSTED BUYER ORGANIZATION

Professional buyers from 48 countries were hosted at the fair

- ALGERIA
- AUSTRIA
- AZERBAIJAN
- BAHRAIN
- BELARUS
- BELGIUM
- BOSNIA HERZEGOVINA
- BULGARIA
- CANADA
- CHINA
- CROATIA
- EGYPT
- FINLAND
- FRANCE
- GEORGIA
- GERMANY
- IRAN
- IRAQ
- ISRAEL
- ITALY
- JORDAN
- KOSOVA
- KUWAIT
- LEBANON
- LIBYA
- MACEDONIA
- MOLDOVA
- MONTENEGRO
- MOROCCO
- NETHERLANDS
- OMAN
- PALESTINE
- POLAND
- ROMANIA
- RUSSIA
- SAUDI ARABIA
- SERBIA
- SPAIN
- SUDAN
- SWEDEN
- TAIWAN
- TAJIKISTAN
- TUNISIA
- TURKMENISTAN
- UKRAINE
- UAE
- USA
- UZBEKISTAN

Contact Us



Tüyap Fair, Convention & Congress Center
Cumhuriyet Mah. Eski Hadımköy Yolu Cad.
9/1, 34500, Büyükçekmece / İstanbul



www.plasteurasia.com info@plasteurasia.com



+90 (212) 867 11 11



Plast Eurasia İstanbul



plasteurasiaistanbul



Plast Eurasia İstanbul



Plast Eurasia İstanbul

30 YEARS

Plast Eurasia istanbul 2020

NEXT SHOW

DECEMBER 2 – 5, 2020

