


# Plast Eurasia istanbul 2018

**DECEMBER 5 - 8, 2018**  
**POST SHOW REPORT**

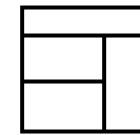
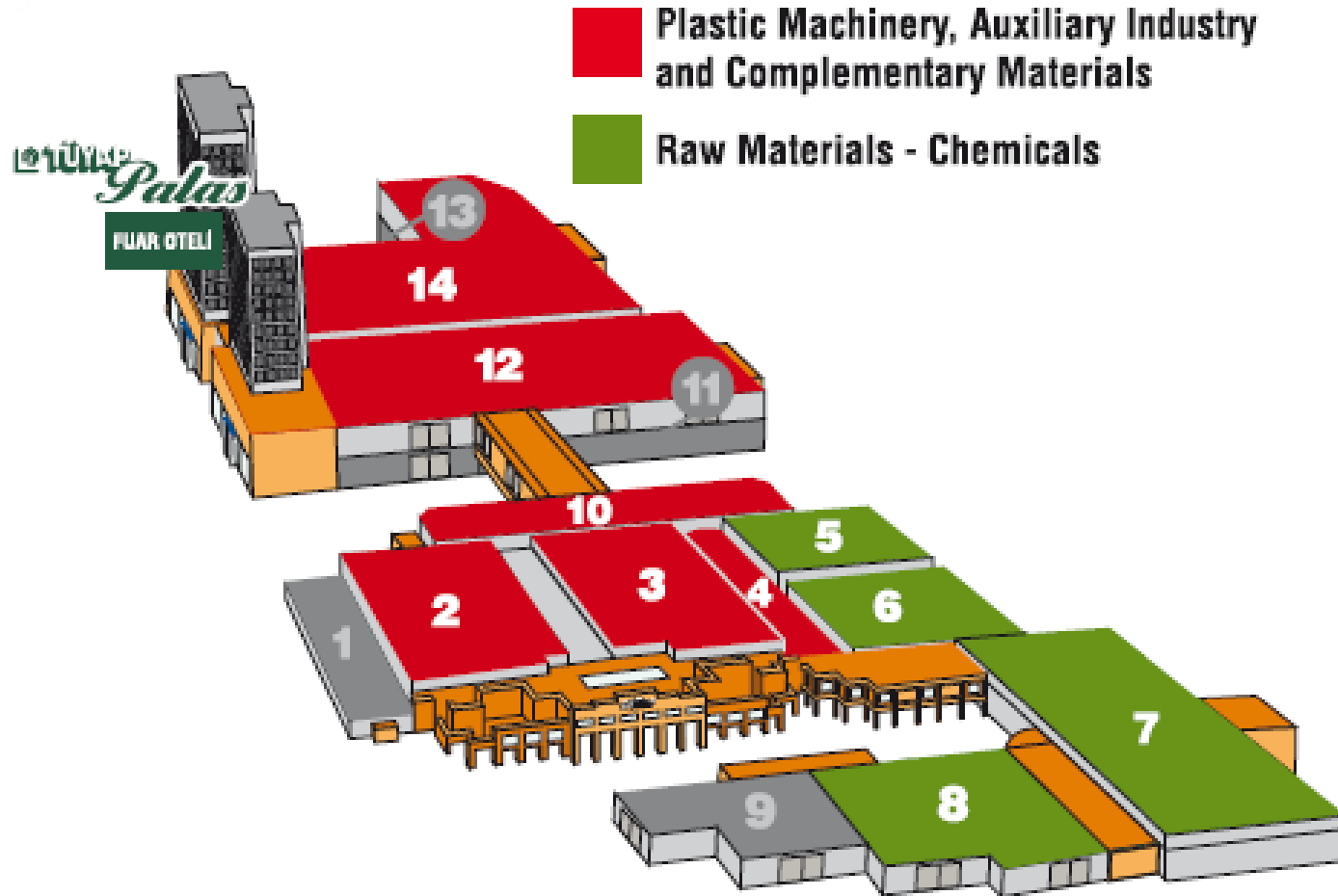




# Plast Eurasia İstanbul

## 28. International İstanbul Plastics

### Industry Fair

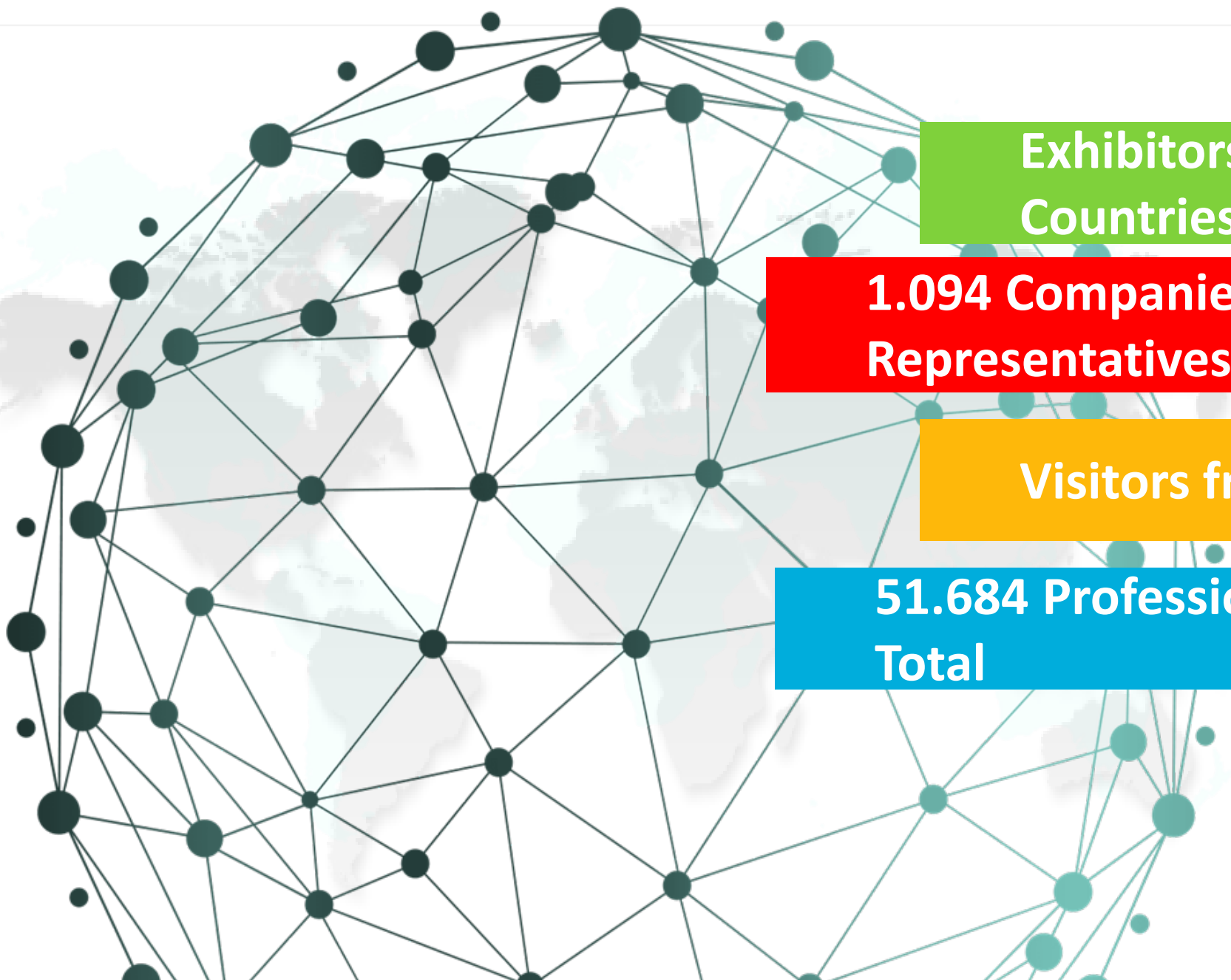


10 Halls



The Largest Plastics Industry Fair Held Every Year in Eurasia

# Key Figures



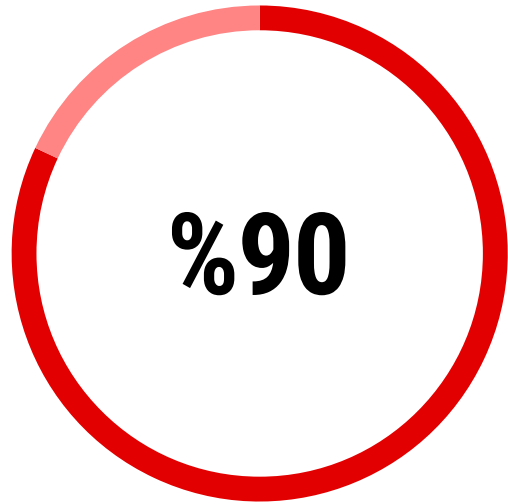
**Exhibitors from 44 Countries**

**1.094 Companies & Representatives**

**Visitors from 103 Countries**

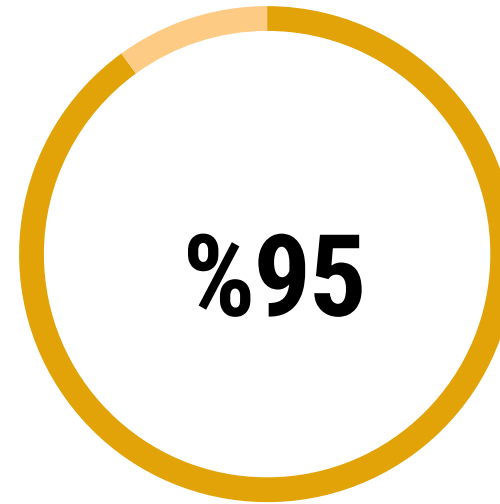
**51.684 Professional Visitors in Total**

# Exhibitor Feedback



## Overall Satisfaction

90% of exhibitors are satisfied with the show.



## Rebooking

95% of exhibitors are planning to attend next year.

# Countries of Exhibitors & Representatives

A faint world map is visible in the background of the slide, showing the outlines of continents in a light green color against the darker green background.

- AUSTRIA
- BELGIUM
- CHINA
- CZECH REPUBLIC
- DENMARK
- FINLAND
- FRANCE
- GERMANY
- GREECE
- HONG KONG
- INDIA

- INDONESIA
- IRAN
- IRELAND
- ISRAEL
- ITALY
- JAPAN
- MALAYSIA
- NETHERLANDS
- NEW ZEALAND
- PAKISTAN
- POLAND

- PORTUGAL
- ROMANIA
- RUSSIA
- SAUDI ARABIA
- SINGAPORE
- SLOVAKIA
- SLOVENIA
- SOUTH AFRICA
- SOUTH KOREA
- SPAIN
- SWEDEN

- SWITZERLAND
- SYRIA
- TAIWAN
- THAILAND
- TURKEY
- UAE
- UK
- UKRAINE
- USA
- UZBEKISTAN
- VIETNAM

# Visitor Statistics

**43.710**

**Domestic  
Visitors**

**7.974**

**International  
Visitors**

**51.684**

**Total  
Visitors**

# Visitor Feedback



**93%**

Plan to visit the show next year again

**91%**

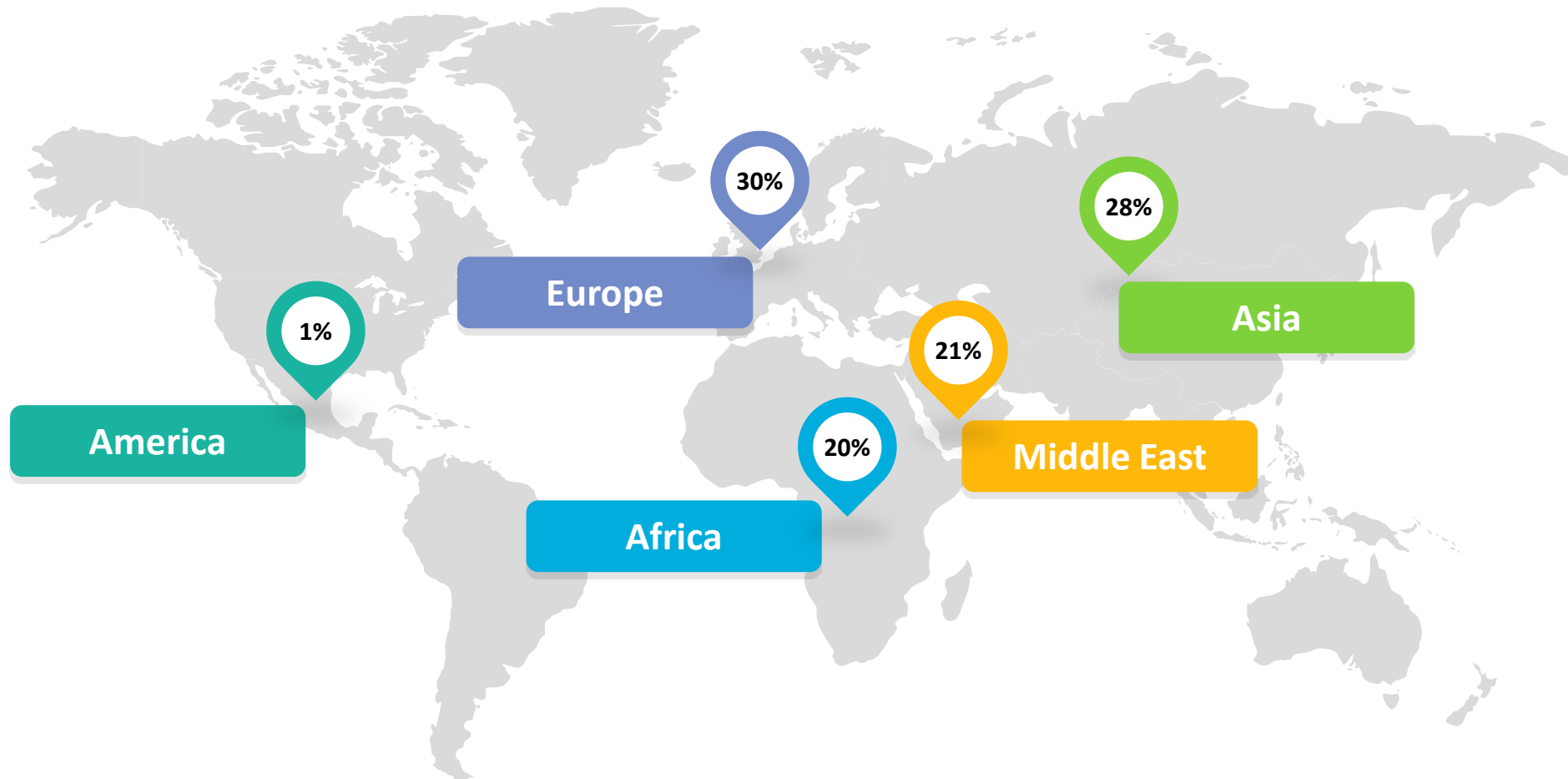
Are satisfied with the show

**88%**

Recommend the fair



# International Visitor Breakdown by Geographical Location



# Top 20 Visiting Countries

- IRAN
- ALGERIA
- BULGARIA
- RUSSIA
- UKRAINE
- IRAQ
- LIBYA
- TUNISIA
- EGYPT
- SAUDI ARABIA
- LEBANON
- SERBIA
- JORDAN
- KOSOVO
- MACEDONIA
- GREECE
- AZERBAIJAN
- MOROCCO
- ITALY
- ROMANIA

# Visitor Breakdown by Industry



Plastics Industry  
69%



Machinery Industry  
26%



Packaging Industry  
25%



Chemical & Raw  
Material Industry  
20%



Mould Industry  
18%



Recycling Industry  
17%



Rubber Industry  
15%



Machinery Supply  
Industry & Equipment  
Manufacturers  
12%

# Visitor Breakdown by Industry



Automotive Industry  
10%



Electric - Electronic Industry  
5%



Construction Industry  
5%



Metal Industry  
3%



Home Appliances Industry  
3%



Printing Industry  
3%



Cable Industry  
3%



Other  
10%

# Breakdown of Visitors by Activity Type

51%  
Producer /  
Manufacturer

21%  
Exporter

19%  
Importer

9%  
Raw Materials Supplier

# Visitor Breakdown by Position

26%

## Decision Makers

Owners, Partners,  
Founders

33%

## Management

Managers, Directors, Coordinators

20%

## Executives

General Managers, Vice  
General Managers,  
CEO/CFO/CMO/CTO's

16%

## Specialists

Engineers, Specialists

5%

## Diğer

Self Employers, Students,  
Interns

# HOSTED BUYER ORGANIZATION

Professional Buyers From 34 Countries were Hosted at the Fair

- ALGERIA
- AZERBAIJAN
- BAHREYN
- BELARUS
- BOSNIA HERZEGOVINA
- BULGARIA
- CANADA
- EGYPT
- GEORGIA
- GREECE
- INDIA
- IRAN
- IRAQ
- ISRAIL
- ITALY
- JORDAN
- KOSOVO
- LEBANON
- LIBYA
- MACEDONIA
- MOLDOVA
- MOROCCO
- PALESTINE
- POLAND
- QATAR
- ROMANIA
- RUSSIA
- SAUDI ARABIA
- SERBIA
- SOUTH KOREA
- TAJIKISTAN
- TUNISIA
- UKRAINE
- UZBEKISTAN

# Contact Us



Tüyap Fair, Convention & Congress Center  
Cumhuriyet Mah. Eski Hadımköy Yolu Cad.  
9/1, 34500, Büyükçekmece / İstanbul



[www.plasteurasia.com](http://www.plasteurasia.com) [info@plasteurasia.com](mailto:info@plasteurasia.com)



+90 (212) 867 11 11



Plast Eurasia İstanbul



plasteurasiaistanbul



Plast Eurasia İstanbul



Plast Eurasia İstanbul



# Plast Eurasia

istanbul 2019

**DECEMBER 4 – 7, 2019**

