

# Plast Eurasia istanbul 2019

**DECEMBER 4 - 7, 2019**  
**POST SHOW REPORT**





# Plast Eurasia İstanbul 2019



## Plast Eurasia İstanbul

29. International İstanbul Plastics Industry Fair



10 Halls



The Largest Plastics Industry Fair Held Every Year in Eurasia

# Key Figures



**Exhibitors from 40 Countries**

**1.085 Companies & Representatives**

**Visitors from 106 Countries**

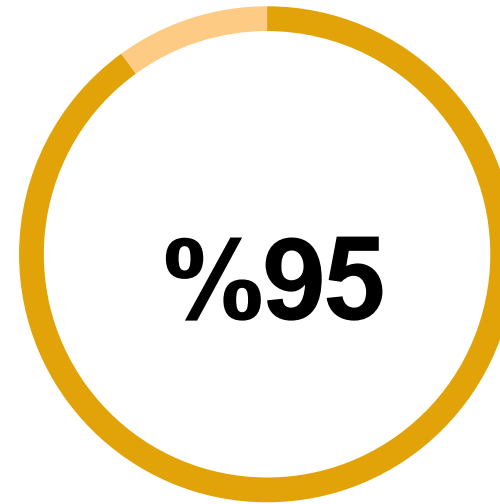
**52.361 Professional Visitors in Total**

# Exhibitor Feedback



## Overall Satisfaction

90% of exhibitors are satisfied with the show.



## Rebooking

95% of exhibitors are planning to attend next year.

# Countries of Exhibitors & Representatives



- AUSTRIA
- BELGIUM
- BRAZIL
- BULGARIA
- CHINA
- CZECH REPUBLIC
- DENMARK
- FINLAND
- FRANCE
- GERMANY

- GREECE
- HOLLAND
- HONG KONG
- INDIA
- IRAN
- ISRAEL
- ITALY
- JAPAN
- MALAYSIA
- NEW ZEALAND

- PAKISTAN
- POLAND
- PORTUGAL
- ROMANIA
- RUSSIA
- SAUDI ARABIA
- SINGAPORE
- SLOVAKIA
- SOUTH KOREA
- SPAIN

- SWEDEN
- SWITZERLAND
- TAIWAN
- THAILAND
- TURKEY
- UAE
- UK
- USA
- UZBEKISTAN
- VIETNAM

# Visitor Statistics

**44.560**

**Domestic  
Visitors**

**7.801**


**International  
Visitors**

**52.361**

**Total  
Visitors**



# Visitor Feedback



**94%**

Plan to visit the show next year again

**92%**

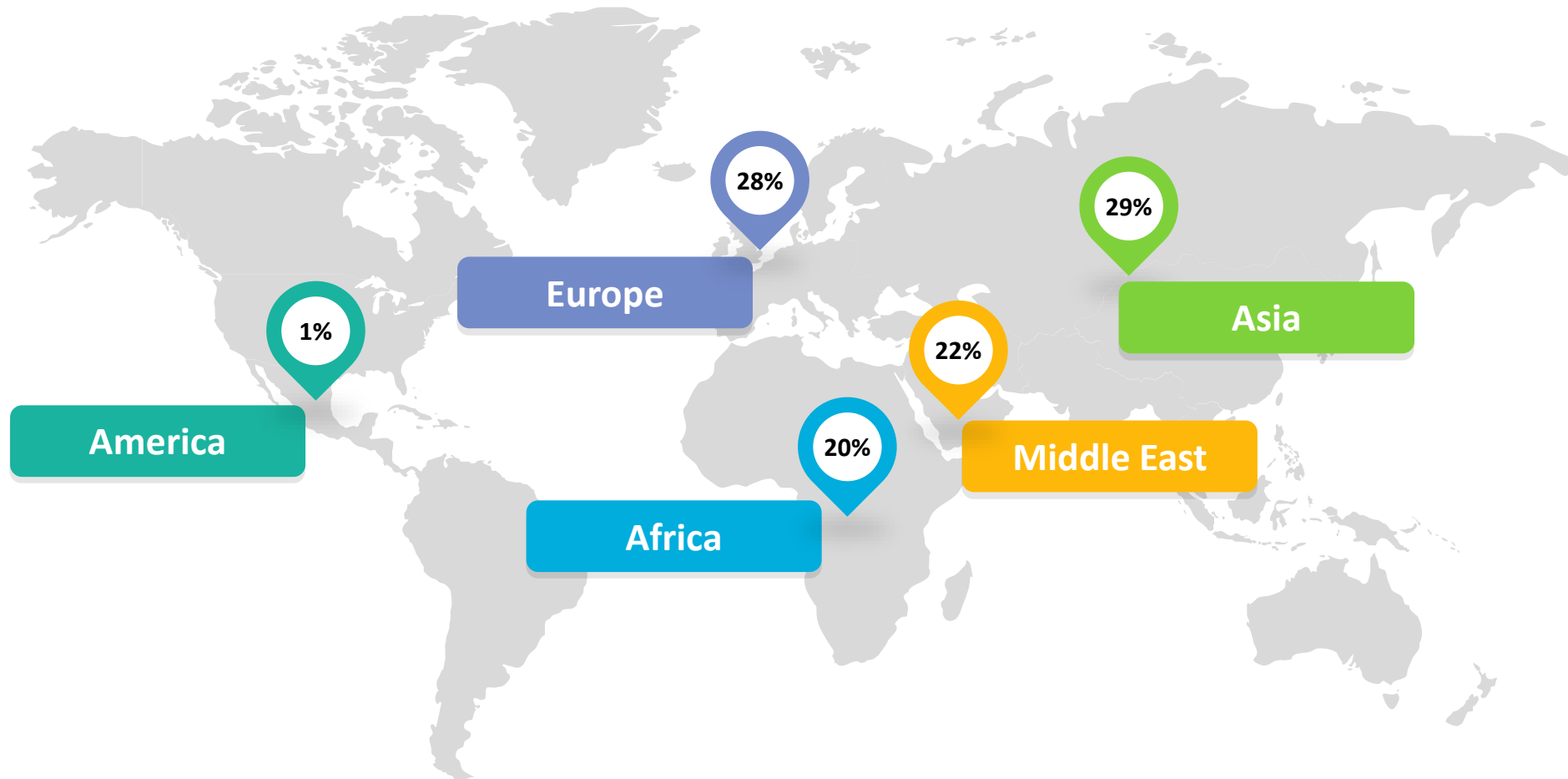
Are satisfied with the show

**89%**

Recommend the fair



# International Visitor Breakdown by Geographical Location



# Top 20 Visiting Countries



- IRAN
- ALGERIA
- IRAQ
- BULGARIA
- RUSSIA
- TUNISIA
- JORDAN
- UKRAINE
- LIBYA
- MACEDONIA
- EGYPT
- KOSOVA
- SERBIA
- ROMANIA
- PALESTINE
- SAUDIA ARABIA
- AZERBAIJAN
- ISRAEL
- MOROCCO
- GERMANY

# Visitor Breakdown by Industry



Plastics Industry  
67%



Machinery Industry  
28%



Packaging Industry  
23%



Chemical & Raw  
Material Industry  
20%



Mould Industry  
18%



Recycling Industry  
17%



Rubber Industry  
14%



Machinery Supply  
Industry & Equipment  
Manufacturers  
12%

# Visitor Breakdown by Industry



Automotive Industry

8%



Electric - Electronic Industry

5%



Construction Industry

5%



Metal Industry

3%



Home Appliances Industry

3%



Printing Industry

3%



Cable Industry

3%



Other

10%

# Breakdown of Visitors by Activity Type

52%  
Producer /  
Manufacturer

20%  
Exporter

18%  
Importer

10%  
Raw Materials Supplier

# Visitor Breakdown by Position

28%

## Decision Makers

Owners, Partners,  
Founders

31%

## Management

Managers, Directors, Coordinators

21%

## Executives

General Managers, Vice  
General Managers,  
CEO/CFO/CMO/CTO's

15%

## Specialists

Engineers, Specialists

5%

## Diğer

Self Employers, Students,  
Interns

# HOSTED BUYER ORGANIZATION

Professional buyers from 48 countries were hosted at the fair

- ALGERIA
- AUSTRIA
- AZERBAIJAN
- BAHRAIN
- BELARUS
- BELGIUM
- BOSNIA HERZEGOVINA
- BULGARIA
- CANADA
- CHINA
- CROATIA
- EGYPT
- FINLAND
- FRANCE
- GEORGIA
- GERMANY
- IRAN
- IRAQ
- ISRAEL
- ITALY
- JORDAN
- KOSOVA
- KUWAIT
- LEBANON
- LIBYA
- MACEDONIA
- MOLDOVA
- MONTENEGRO
- MORROCCO
- NETHARLANDS
- OMAN
- PALESTINE
- POLAND
- ROMANIA
- RUSSIA
- SAUDI ARABIA
- SERBIA
- SPAIN
- SUDAN
- SWEDEN
- TAIWAN
- TAJIKISTAN
- TUNISIA
- TURKMENISTAN
- UKRAINE
- UAE
- USA
- UZBEKISTAN

# Contact Us



Tüyap Fair, Convention & Congress Center  
Cumhuriyet Mah. Eski Hadımköy Yolu Cad.  
9/1, 34500, Büyükçekmece / İstanbul



[www.plasteurasia.com](http://www.plasteurasia.com) [info@plasteurasia.com](mailto:info@plasteurasia.com)



+90 (212) 867 11 11



Plast Eurasia İstanbul



plasteurasiaistanbul



Plast Eurasia İstanbul



Plast Eurasia İstanbul



**30** YEARS

# **Plast Eurasia** istanbul 2020

**NEXT SHOW**

**DECEMBER 2 – 5, 2020**

